



ALUMINUM FIXED GABLE LOUVER

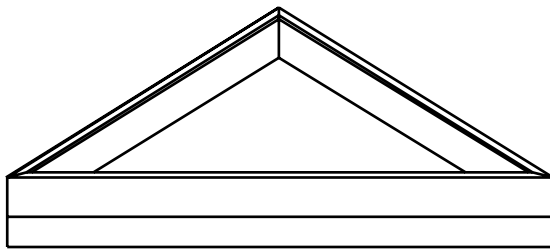
STANDARD FEATURES

- .080 aluminum frame, 3" nominal depth
- Extruded aluminum .080 J-type blade, 45° angle
- Flat flange
- Aluminum screen cloth installed in an extruded removable, rewireable aluminum frame
- Mill finish
- Architecturally styled, all aluminum construction for low maintenance and high resistance to corrosion

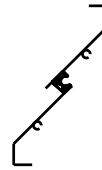
OPTIONS

Changes to the base design of this louver are available at an additional cost, including:

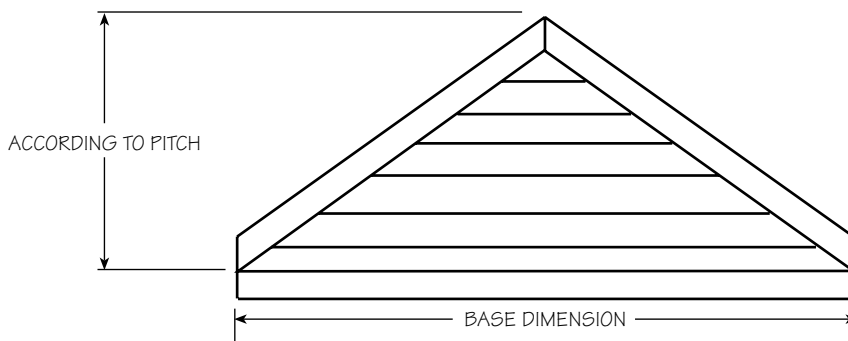
- A variety of bird or insect screens
- Powder coated finish
- Sheeted below only



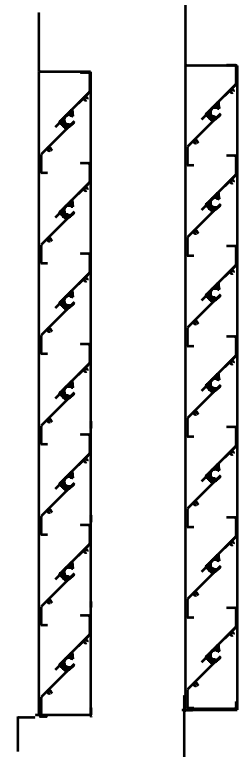
BACK VIEW



BLADE PROFILE



FRONT VIEW



SIDE PROFILES

