

Evaluation Report "9 Inch Throat" Flat Skirt Ridge Ventilator

Manufacturer

Metallic Products Corporation

7777 Hollister Road
Houston, TX 77040

For

Florida Product Approval

FL 12805.1 R5

Florida Building Code 7th Edition (2020)

Method: 2 - B

Category: Roofing

Sub - Category: Roofing Accessories that are an Integral
Part of the Roofing System

Product Name: 9 Inch Throat Flat Skirt Ridge Ventilator
Support Material: 24 ga. Steel Sub-Framing

This item has been electronically signed and sealed by James L. Buckner, P.E., on this date using a Digital Signature. Printed copies of this document are not considered signed and sealed, and the signature must be verified on any electronic copies.

Prepared by:

James L. Buckner, P.E., SECB
Florida Professional Engineer # 31242
Florida Evaluation ANE ID: 1916


Report No. 20-297.01-FSVent-9Tto24gaSSF-ER

Date: 12 / 31 / 2020

Contents:

Evaluation Report

Pages 1 – 6



A handwritten signature in blue ink, appearing to read "James L. Buckner".

2020.12.31 13:21:32 -05'00'

CBUCK, Inc.

Manufacturer:	Metallic Products Corporation 7777 Hollister Road Houston, TX 77040 (713) 856-9696 http://www.mpvent.com/
Product Name:	Flat Skirt Ridge Ventilator
Product Category:	Roofing
Product Sub-Category	Roofing Accessories that are an Integral part of the Roofing System
Compliance Method:	State Product Approval Rule 61G20-3.005 (2) (b)
Product Description:	Metallic Products' 9 Inch Throat Flat Skirt Ridge Ventilators are primarily used on metal roofing system application. These ventilators have an integral damper that open to any degree from fully open to completely closed. Each unit contains flashing of either individual units or continuous runs installation.
Product Assembly as Evaluated:	Refer to Page 4 of this report for product assembly components/materials & standards: <ol style="list-style-type: none">1. Flat Skirt Ridge Ventilator2. Fasteners
Ventilator Base Support:	Type: Steel Sub-Framing (Design of support system is outside the scope of this evaluation) Description: <ul style="list-style-type: none">• Material: Steel• Thickness: 24 Gauge minimum• Yield Strength: 50 ksi minimum
Roof Slope:	Minimum slope shall be in compliance with FBC Chapter 15 based on the type of roof covering, applicable code sections and in accordance with manufacturer's recommendations.
Performance:	Wind Uplift Resistance * Design Uplift Pressure: - 50 PSF * Allowable design pressure for allowable stress design (ASD) with a margin of safety of 2 to 1. Tested Impact Resistance <ul style="list-style-type: none">• Standard: ASTM E1886 (Large Missile Impact)• Results: Pass• Missile Impact Level: D

- Performance Standards:** The following test protocols were performed to demonstrate compliance with the intent of the code as this product does not specifically address the performance standard in the code.
- ASTM E330-97 – *Standard Test Method for Structural Performance of Exterior Windows, Curtain Walls, and Doors and by Uniform Static Air Pressure Difference*
 - ASTM E1886-02 – *Standard Test Method for Performance of Building Envelope Impacted by Missile(s) and Exposed to Cyclic Pressure Differentials*
- Standards Equivalency:** The ASTM E330-97 standard version used to test the evaluated product assembly is equivalent to ASTM E330-14 standard version adopted by the Florida Building Code 7th Edition (2020).
- Code Compliance:** The product(s) described herein have demonstrated compliance with the intent of Florida Building Code 7th (2020) Section 1708.2.
- Evaluation Report Scope:** This product evaluation demonstrates compliance of this product with the structural wind load requirements of the Florida Building Code, as related to Florida Product Approval Rule 61G20-3.001.
- Product Limitations and Conditions of Use:**
- Refer to applicable building code section for ventilation requirements.
 - Structural loads shall comply with the design provisions of the FBC 7th Edition (2020), Chapter 16, Section 1609.
 - This product has not been evaluated for wind driven rain resistance.
 - Impact rating is for the evaluated assembly as described in this report with no variance or modification.
- General Limitations and Conditions of Use:**
- Scope of “Limitations and Conditions of Use” for this evaluation:
This evaluation report for “Optional Statewide Approval” contains technical documentation, specifications and installation method(s) which include “Limitations and Conditions of Use” throughout the report in accordance with Rule 61G20-3.005. .004, the Florida Building Commission is the authority to approve products under “Optional Statewide Approval”.
 - Option for application outside “Limitations and Conditions of Use”
Rule 61G20-3.005(1)(e) allows engineering analysis for “project specific approval by the local authorities having jurisdiction in accordance with the alternate methods and materials authorized in the Code”. Any modification of the product as evaluated in this report and approved by the Florida Building Commission is outside the scope of this evaluation and will be the responsibility of others.
 - This report is a building code product evaluation per FLPE rule (FAC) 61G15-36 to comply with Florida product approval rule (FAC) 61G20-3. This evaluation report is part of the Florida Building Commission approval for the listed code related criteria. This report by James Buckner, P.E. and CBUCK Engineering is not a design certification of code compliance construction submittal documentation, per FBC section 107, for any individual structure, site specific or permit design.
 - All metal components and fasteners shall be corrosion resistant in accordance with applicable sections of FBC, including but limited to Sections 1504.3.2, 1506.6 and 1507.4.4.
 - Design of support system is outside the scope of this report.
 - Fire Classification is outside the scope of Rule 61G20-3, and is therefore not included in this evaluation.
 - This evaluation report does not evaluate the use of this product for use in the High Velocity Hurricane Zone code section. (Dade & Broward Counties)

Quality Assurance:

The manufacturer has demonstrated compliance of roof panel products in accordance with the Florida Building Code and Rule 61G20-3.005 (3) for manufacturing under a quality assurance program audited by an approved quality assurance entity through **Architectural Testing, Inc. – QA** (FBC Organization #: QUA 1844)

Component(s)

Material Standards:

Flat Skirt Ridge Ventilator

Exterior Material	Steel
Thickness:	26 gauge
Yield Strength:	50 ksi Minimum
Corrosion Resistance:	In compliance with FBC Section 1507.4.3
Overall Length:	10' (Single Unit)
Overall Height:	14-1/2"
Throat Size:	9"

Fastener

Type:	Self-Drilling, Screw
Size:	# 12 x 1" Minimum
Head:	Hex-Head w/ weather Seal Washer
Corrosion Resistance:	Per FBC Section 1506.6 and 1507.4.4
Standard:	Per SAE J78-1979

Installation:

Installation Method:

(Refer to drawings at the end of this evaluation report.)

Attach 9 Inch Throat Flat Skirt Ridge Ventilator to 24 Ga. steel sub-framing supports with # 12 self-drilling screw, with minimum penetration through support 3/4 in

- Locate Fasteners along the length of the ridge vent
- Fastener Spacing: 4 in. o.c. & 2 in. from each end

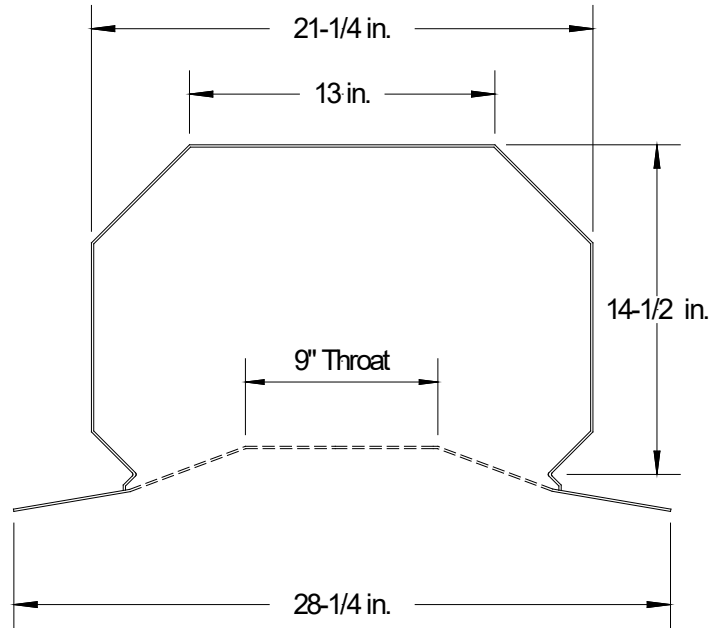
"9 Inch Throat Flat Skirt Ridge Ventilator" shall be installed in compliance with the installation method listed in this report. The installation method described herein is in accordance with the scope of this evaluation report. Refer to manufacturer's installation instructions as a supplemental guide for attachment.

Evaluated Referenced Data:

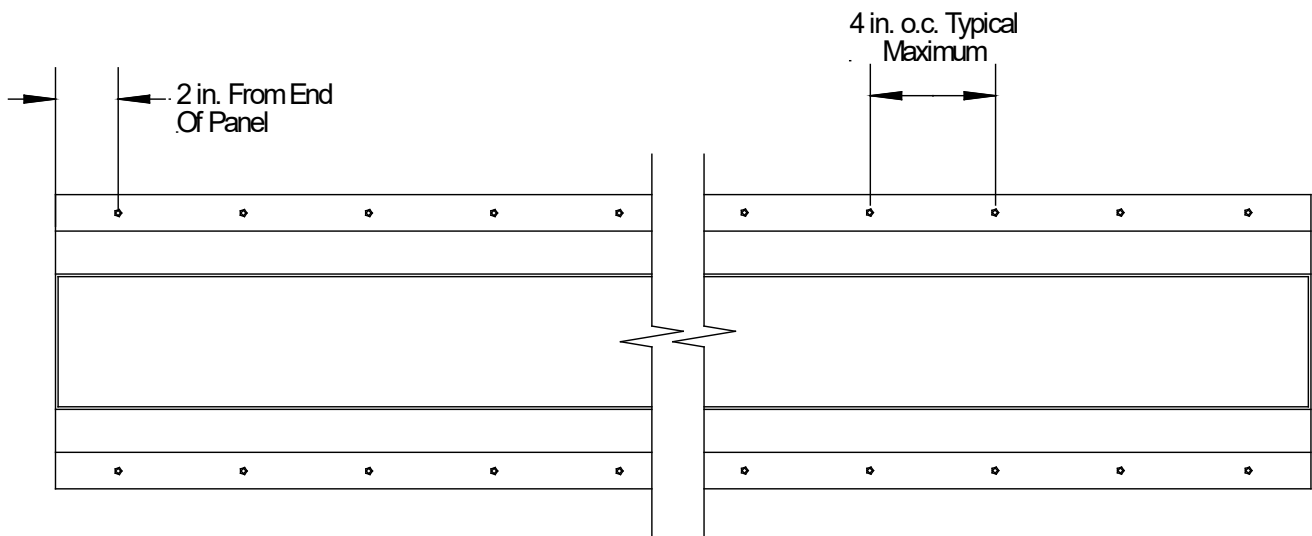
1. ASTM E330-97e1 Uniform Static Air Pressure Difference Test
By: Architectural Testing, Inc. – Test Lab
(FBC Organization #TST ID: 1910)
Report Number: 60793.01.801-44, Dated: 12/14/05 Revision 2: 03/26/09
2. ASTM E1886-02 Impact Test
By: Architectural Testing, Inc. – Test Lab
(FBC Organization #TST ID: 1910)
Report Number: 60793.01.801-44, Dated: 12/14/05 Revision 2: 03/26/09
3. Quality Assurance
By Architectural Testing, Inc. – QA, (FBC Organization #QUA ID:1844)
Certification of Independence
By James L. Buckner, P.E. @ CBUCK Engineering
(FBC Organization # ANE 1916)
4. Engineering Analysis
By CBUCK Engineering
Report #C09-147, Dated: 5/20/09

Installation Method Metallic Products

9 Inch Throat Flat Skirt Ridge Ventilator Attached to 24 Ga. Steel Supports



Side Section View

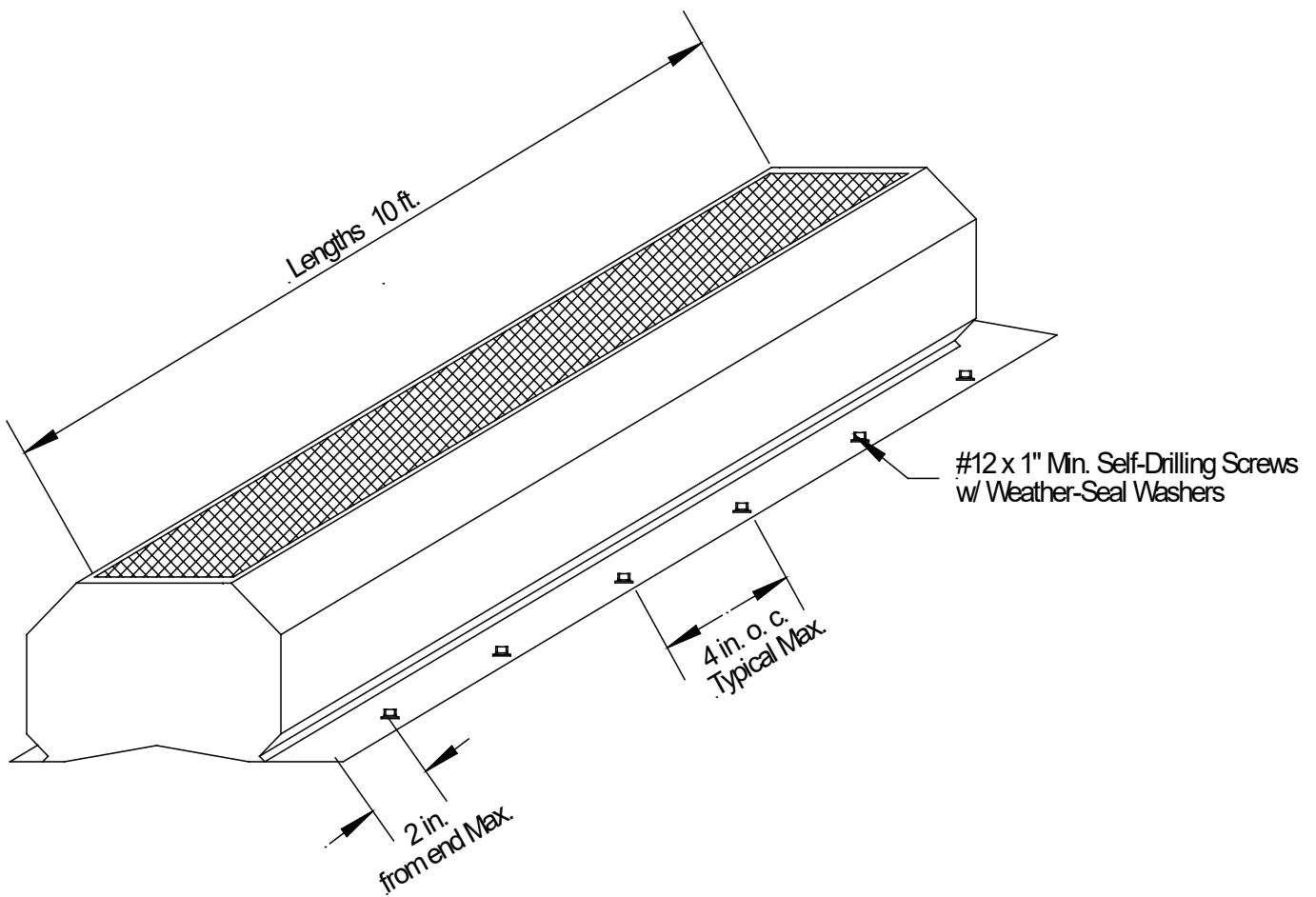


Top Plan View

Screw Locations

**Installation Method
Metallic Products**

9 Inch Throat Flat Skirt Ridge Ventilator Attached to 24 Ga. Steel Supports



Isometric View