

ALUMINUM FIXED GABLE LOUVER

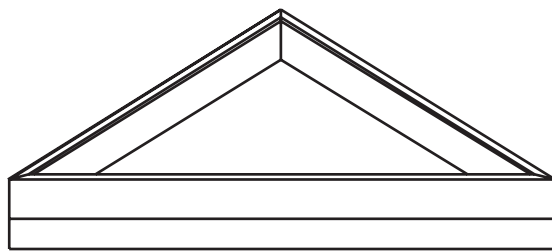
STANDARD FEATURES

- .080 aluminum frame, 4" nominal depth
- Extruded aluminum .080 J-type blade, 45° angle
- Flat flange
- Expanded aluminum birdscreen
- Mill finish
- Architecturally styled, all aluminum construction for low maintenance and high resistance to corrosion

OPTIONS

Changes to the base design of this louver are available at an additional cost, including:

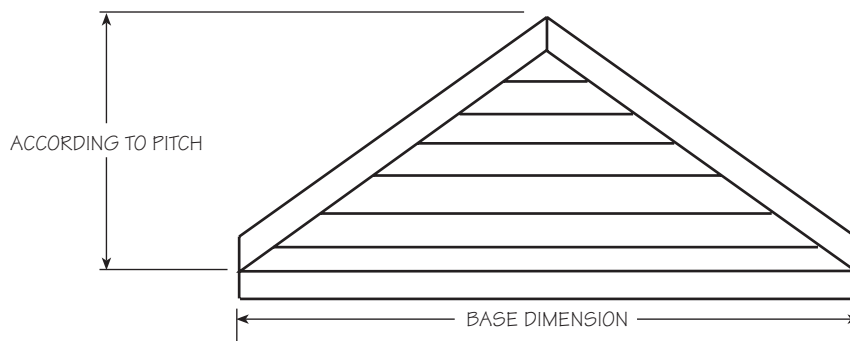
- A variety of bird or insect screens
- Powdercoated finish
- Sheeted above and below
- Sheeted below only



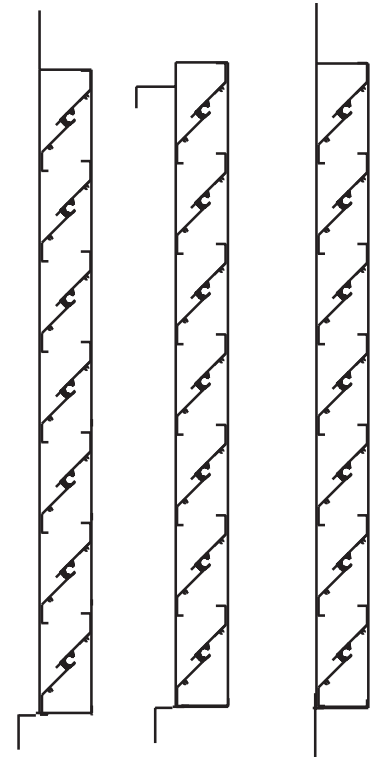
BACK VIEW



BLADE PROFILE



FRONT VIEW



SIDE PROFILES