

ALUMINUM ROUND LOUVER WITH STORM-PROOF BLADES

Standard Construction Frame

3" deep formed .080 aluminum

Blade

Extruded aluminum .080 J type blade, 45° angle, spaced 4" center to center

Screen

Expanded aluminum birdscreen

Finish

Mill

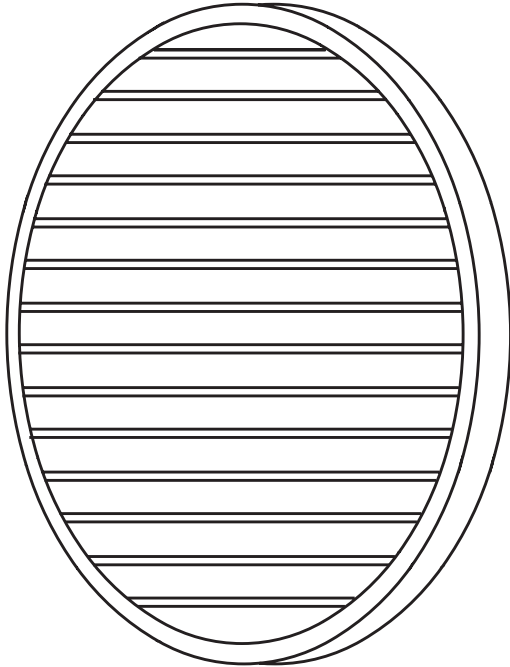
Features

- * Architecturally styled
- * All aluminum construction for low maintenance and high resistance to corrosion

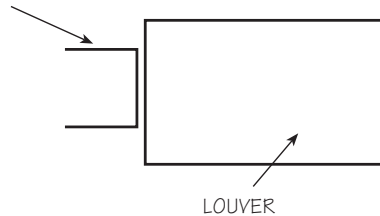
Options

Changes to the basic design of this louver are available at additional cost. They include:

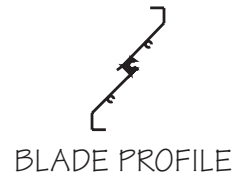

1. A variety of bird or insect screen
2. Selection of finishes: Baked enamel, polyurethane or anodized (_____)
3. Mullions if needed



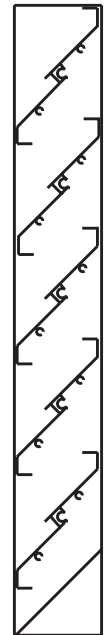
WEATHER BAND



LOUVER



BLADE PROFILE



SIDE PROFILE

ORDERING INFORMATION

Indicate PANEL TYPE for weather band

QTY.	DIAMETER	PANEL TYPE	OPTIONS

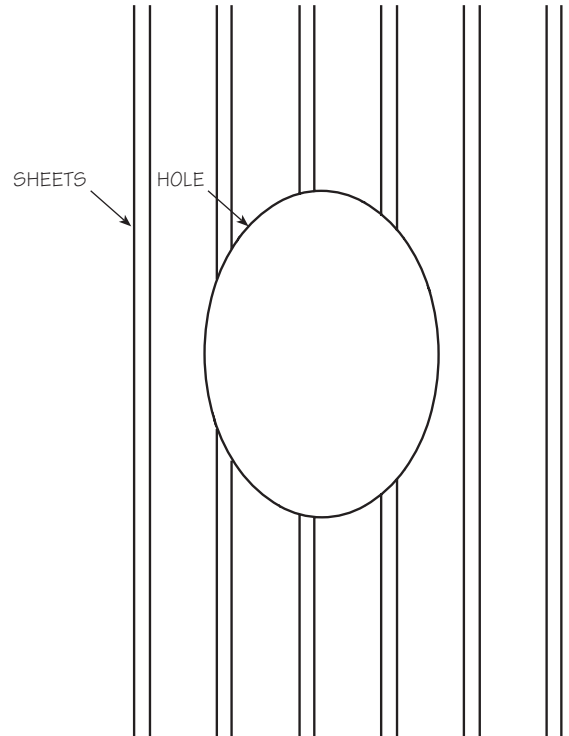
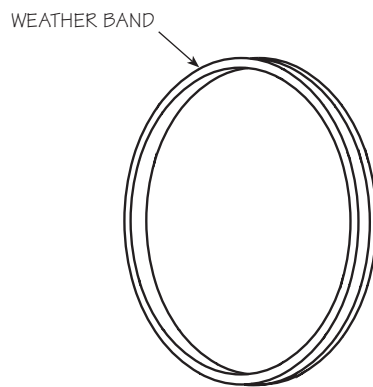

NOTE:

MINIMUM SIZE IS 24" DIAMETER

METALLIC PRODUCTS 7777 Hollister Road
Houston, TX 77040
(713) 856-9696 • 1-800-356-7746
E-mail: info@mpvent.com

DATE:	6/27/00
TITLE:	ALUMINUM ROUND LOUVER
PART:	STORM-PROOF BLADES

INSTALLATION INSTRUCTIONS FOR ALUMINUM ROUND LOUVER



1. CUT HOLE IN SHEET
2. PUT WEATHER BAND IN OPENING
3. SCREW WEATHER BAND TO SHEETS AND CAULK
4. PUT LOUVER INSIDE WEATHER BAND
5. SCREW LOUVER TO WEATHER BAND



METALLIC PRODUCTS 7777 Hollister Road
Houston, TX 77040
(713) 856-9696 • 1-800-356-7746
E-mail: info@mpvent.com

DATE: 6/27/00

TITLE: ALUMINUM
ROUND LOUVER

PART: INSTALLATION
INSTRUCTIONS