

ADJUSTABLE GALVANIZED STEEL CENTER PIVOT CHANNEL TYPE LOUVER

Return to Louver
Spec. Page

Standard Construction Frame
4" deep 18 gauge galvanized steel channel type

Blade
20 gauge galvanized steel, 45° and spaced 3⁹/₁₆" center to center

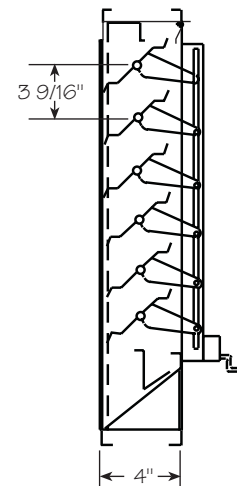
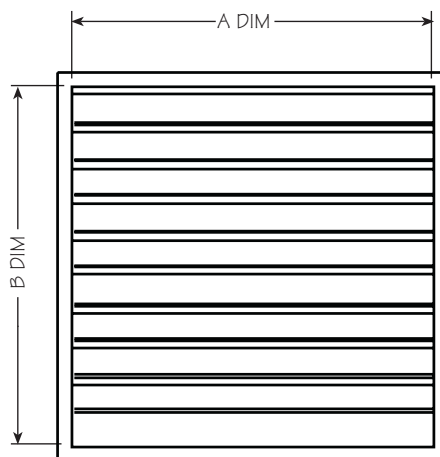
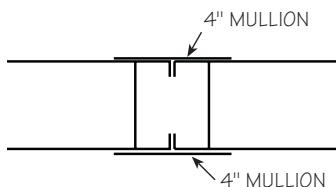
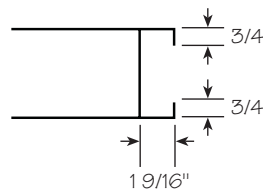
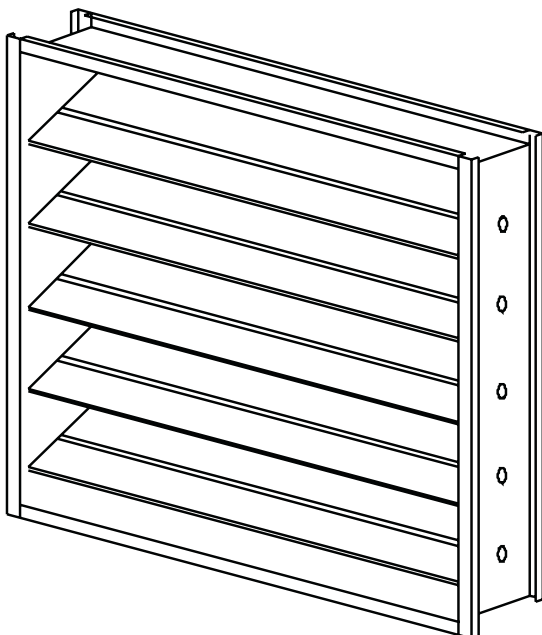
Operator Type
Hand Crank

Screen
18-16 aluminum insect screen in removable frame.

Finish
Mill

- Features**
- * Architecturally styled
 - * All galvanized steel construction
 - * Blade and jamb seals

- Options**
- Changes to the basic design of this louver are available at additional cost. They include:
1. Extended sill
 2. A variety of bird or insect screen
 3. Selection of finishes: Baked enamel, polyurethane color match. (_____)
 4. Mullions needed for continuous run
 5. Pull Chain Operators available
 6. Motor available



SIDE
PROFILE

ORDERING INFORMATION
Indicate FINISH in *Options* Above

QTY.	A DIM	B DIM	OPTIONS

NOTE:
MINIMUM SIZE IS 12" X 12"

METALLIC PRODUCTS 7777 Hollister Road
Houston, TX 77040
(713) 856-9696 • 1-800-356-7746
E-mail: info@mpvent.com

DATE:	6/27/00
TITLE:	GALVANIZED STEEL
PART:	CENTER PIVOT CHANNEL TYPE

Return to Louver
Spec. Page