

# GALVANIZED STEEL STATIONARY LOUVER

## Standard Construction Frame

4" deep 18 gauge galvanized steel

## Blade

20 gauge galvanized steel, 45° angle, spaced 3<sup>9</sup>/<sub>16</sub>" center to center

## Screen

Expanded 18-16 aluminum insect screen in removable frame.

## Finish

Mill

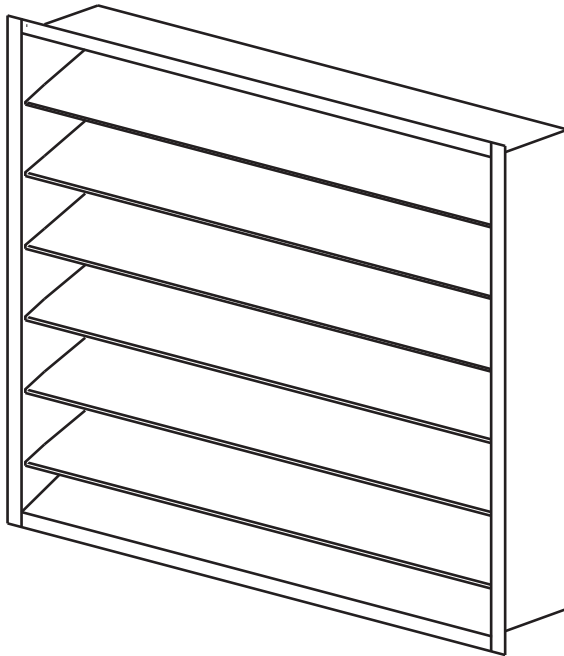
## Features

- \* Architecturally styled
- \* All galvanized steel construction

## Options

Changes to the basic design of this louver are available at additional cost. They include:

1. Extended sill
2. A variety of bird or insect screen
3. Selection of finishes: Baked enamel, polyurethane
4. Mullions if needed  
(Not for A Panel or R Panel Type)



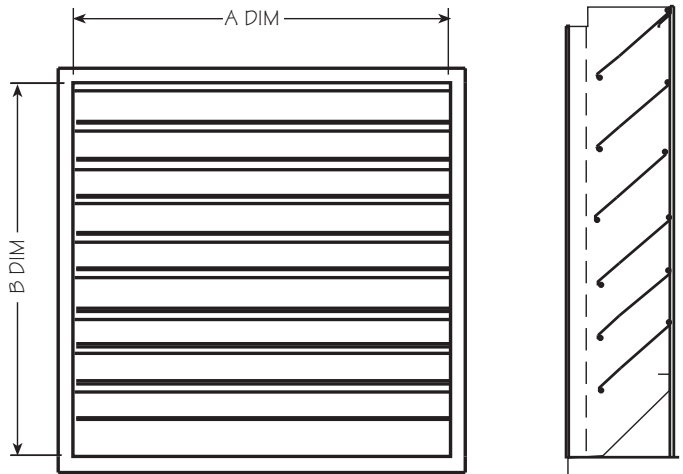
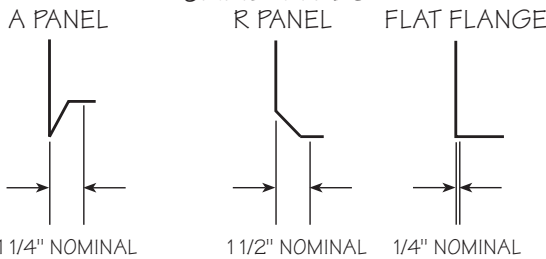
### HEADER TYPES



### SILL TYPES



### JAMB TYPES



## ORDERING INFORMATION

Circle Panel Type Above

QTY.	A DIM	B DIM	OPTIONS

NOTE:  
MINIMUM SIZE IS 12" X 12"



**METALLIC PRODUCTS** 7777 Hollister  
Houston, TX 77040  
(713) 856-9696 • 1-800-356-7746  
E-mail: info@mpvent.com

DATE: 6/27/00  
TITLE: GALVANIZED STEEL  
PART: STATIONARY LOUVER